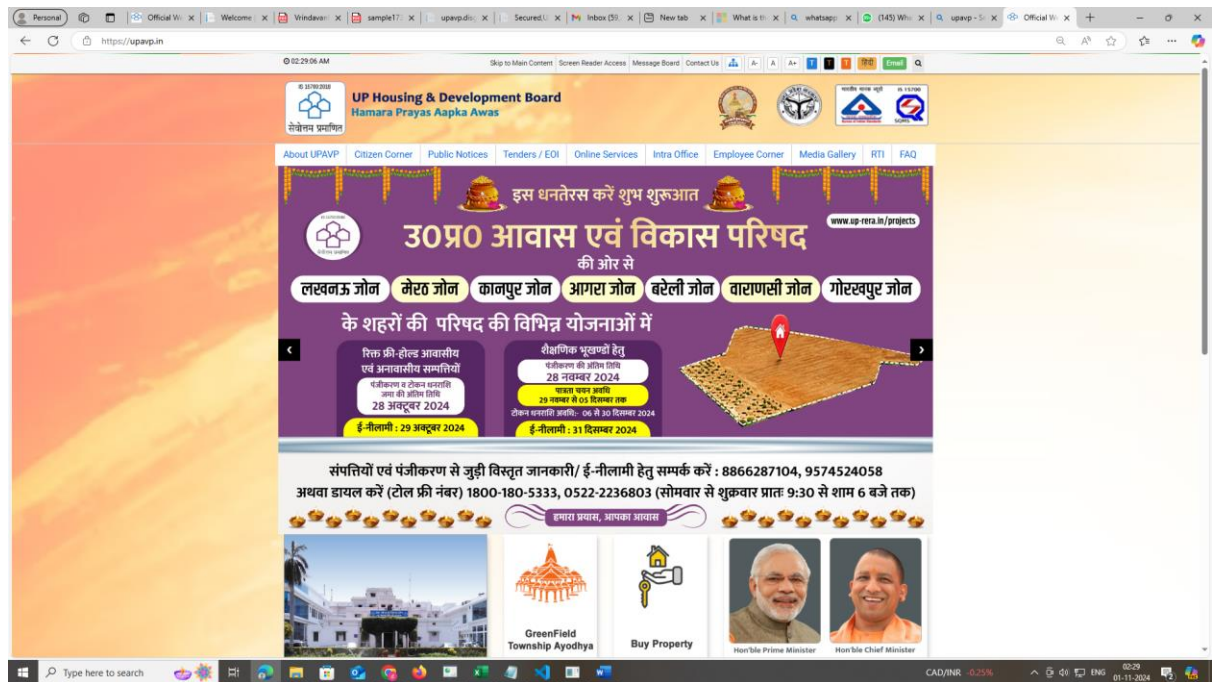


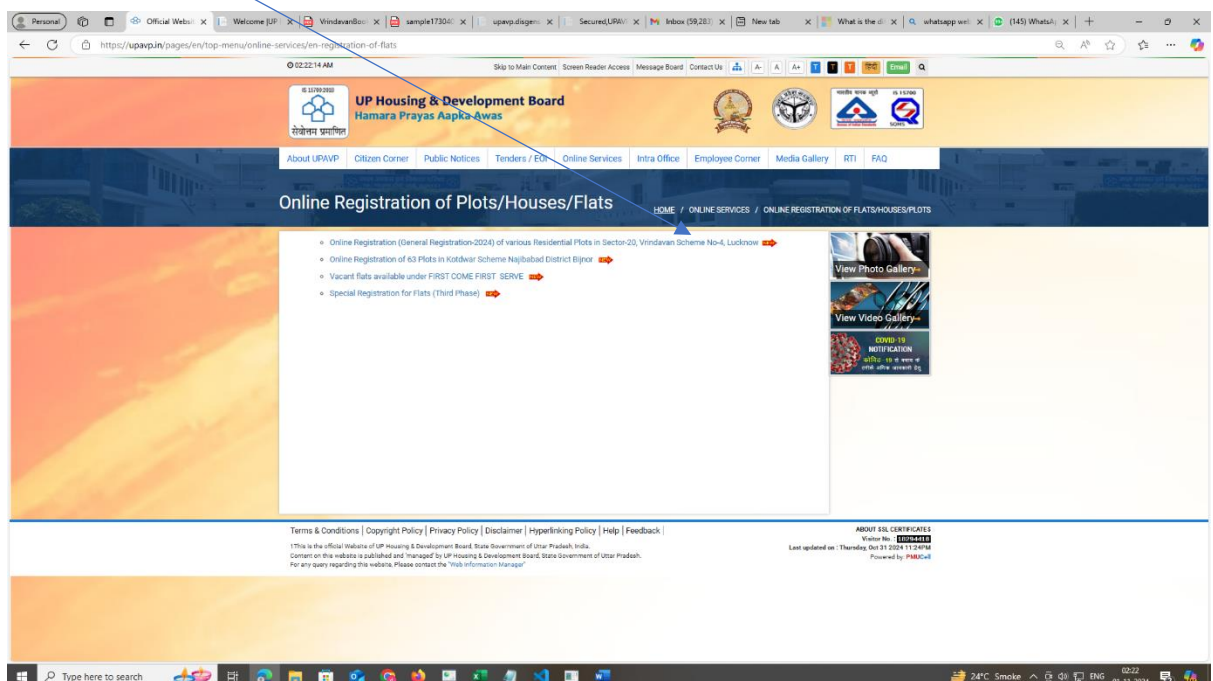
Simplified steps to apply for Residential Plots in Sector 20, Vrindavan Yojana 04, Lucknow

Uttar Pradesh Awas Evam Vikas Parishad

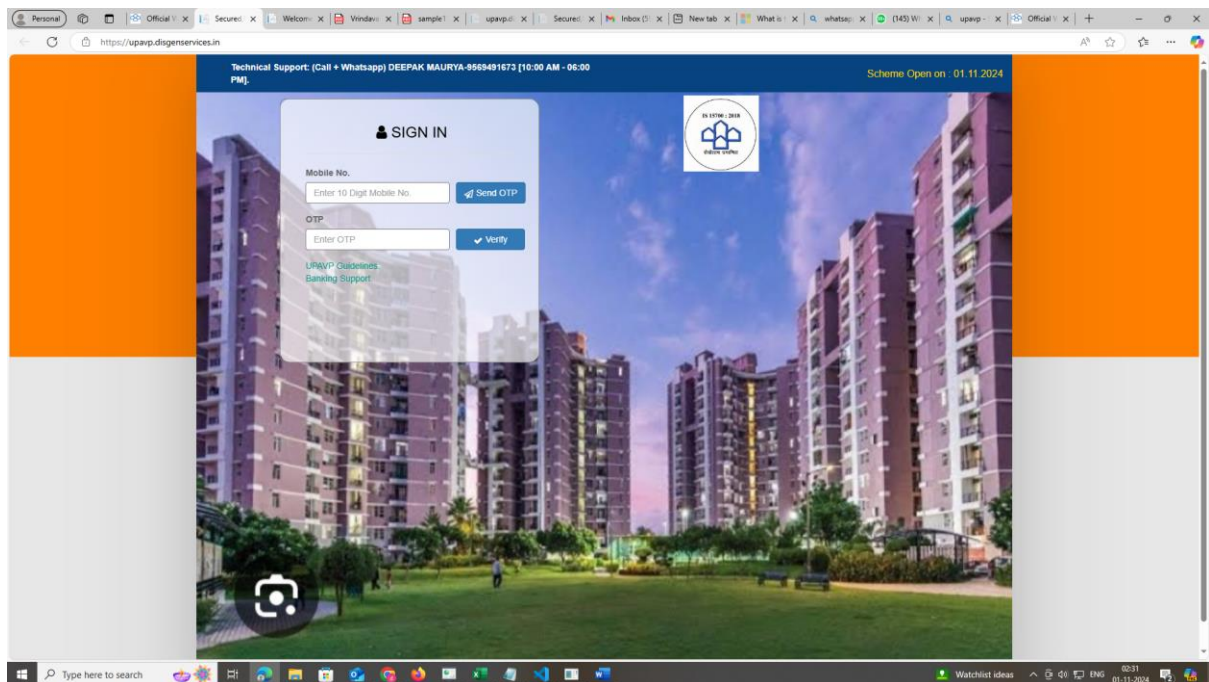
1. Login to official website of Uttar Pradesh Awas Evam Vikas Parishad.
[Official Website of Uttar Pradesh Housing & Development Board, India](https://upavp.in)



2. Browse to Online Registration of Plots/Houses/Flats and click on [Online Registration \(General Registration-2024\)](#) of various Residential Plots in Sector-20, Vrindavan Scheme No-4, Lucknow **NEW**

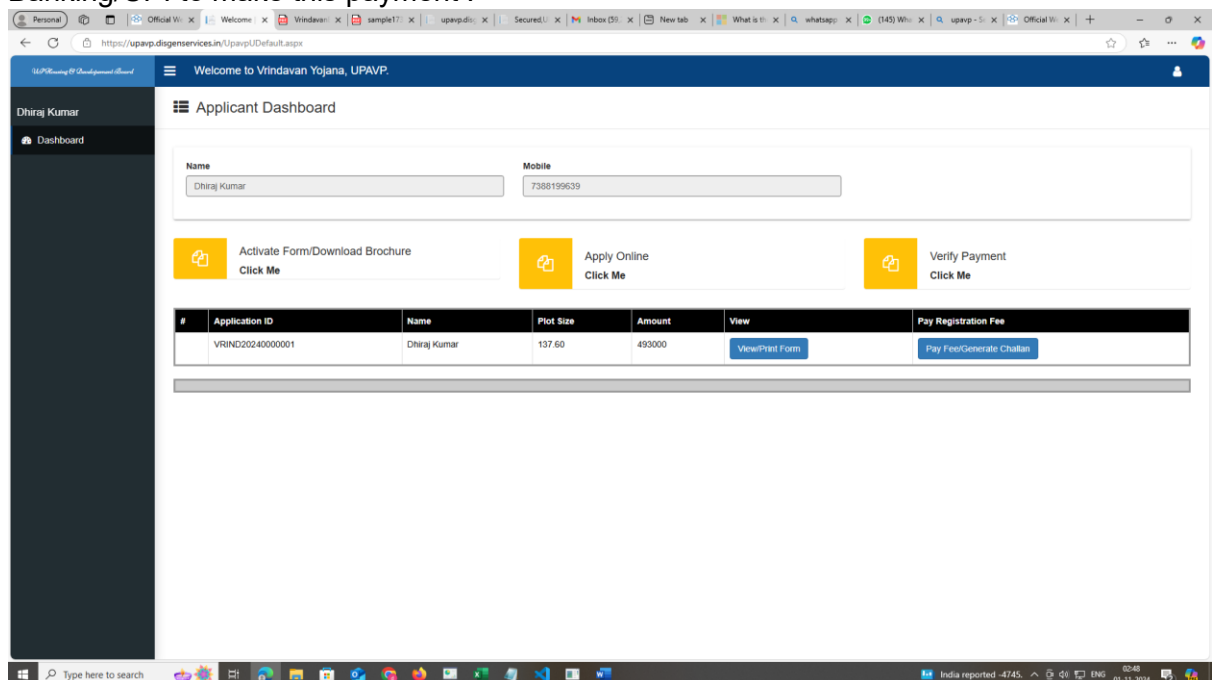


3. Applicant will be directed to below webpage :



4. Enter your Mobile number and click on **Send OTP**
Once received on your mobile, enter the OTP and click **Verify**
Enter **Applicant Name** once prompted on the same page
Click on **UPAVP Guidelines** and **Banking Support** to read basic details and support platform.

5. On successful login, following page will be displayed :
Click on Activate Form/ Download Brochure
Non Refundable Rs 1000+GST is to be paid as Application Fees . Use Internet Banking/UPI to make this payment :



6. Post successful payment of Application Fees, re-login on the page to Apply Online and click on below Icon

Welcome to Vrindavan Yojana, UPAVP.

Applicant Dashboard

Name: Dhiraj Kumar Mobile: 7388199639

Activate Form/Download Brochure Click Me Apply Online Click Me Verify Payment Click Me

#	Application ID	Name	Plot Size	Amount	View	Pay Registration Fee
	VRIND2024000001	Dhiraj Kumar	137.60	493000	View/Past Form	Pay Fee/Generate Chalan

7. Application Page will open which will ask for Details of Applicant, Nominee details (If Any), Horizontal and Vertical Reservation, Size of Plot and Refund Details .

Welcome to Vrindavan Yojana, UPAVP.

Back

Applicant Details

Application/Form #: VRIND2024000001

Image Description

Applicant's Name: Dhiraj Kumar Age: 36

Applicant's Father/Husband Name: Dr Capt DK Choudhary Marital Status: Married Date Of Birth(dd/mm/yyyy): 12/07/1987

Mobile No(10 digit): 7388199639 E-Mail: dckiraj@gmail.com PAN Number: bspk0058f

Application Category: Individual Gender: Male

Nominee's Name: Co-Applicant's Name Nominee's Father/Husband Name: Co-Applicant Father/Husband Relation With Applicant: None

Vertical Category #: GENERAL (Code 04) Horizontal Category (Mandatory Field): Not Applicable (Code NA) Plot Size[SQR MTR]: 137.60

Note : Plot size can not be changed once registration money is paid.

Registration Fee Details

Vertical Category	Horizontal Category	Plot Size	Registration Amount
General	Not Applicable (Code NA)	137.60	493000

8. Click on Submit and Continue:

The screenshot shows the 'Welcome to Vrindavan Yojana, UPVP.' page. The user is logged in as 'Dhiraj Kumar'. The form is divided into two main sections: 'Permanent Address' and 'Other Details'. The 'Permanent Address' section includes fields for Address1, Address2, Address3, City, Pincode, and Mobile No. The 'Other Details' section includes a 'Payment Plan' dropdown, a checkbox for 'Applicant's Bank Details For Unsuccessful Case', and fields for Bank Name, Branch, and Account No. A red note states: 'Account No. given below should be in the name of first Applicant only.' Below these fields is a 'Submit & Continue' button. A blue arrow points from the instruction 'Click on Submit and Continue:' to this button.

Permanent Address

Address1 *
C245

Address2 *
Iko

Address3
Iko

City *
Lucknow

Pincode *
226001

Mobile No(10 digit) *
7388199639

Other Details

Payment Plan
One Time

Applicant's Bank Details For Unsuccessful Case (Account No. given below should be in the name of first Applicant only)

Bank Name *
ICICI Bank

Branch *
hazratganj

Account No *
26595226582

IFSC Code *
ICICI06281

Note : Please Enter Your Correct IFSC Code.

Note: For more details regarding Reservation Criteria and Payment Plan, please refer to Registration Booklet

Submit & Continue

9. Upload relevant documents and click on Upload Document

The screenshot shows the 'Document Upload (Max allowed file size=2mb)' page. A red note states: 'NOTE: Photo and Signature are mandatory. Photo Should be in .jpg, .png and .png Format.' Below this is a table with 10 rows, each representing a document to be uploaded. The table has columns for SNo, CheckList Name, Action (View, Delete), and Upload (Choose File, No file chosen). A blue arrow points from the instruction 'Upload relevant documents and click on Upload Document' to the 'Upload Document' button at the bottom of the page.

Document Upload (Max allowed file size=2mb)

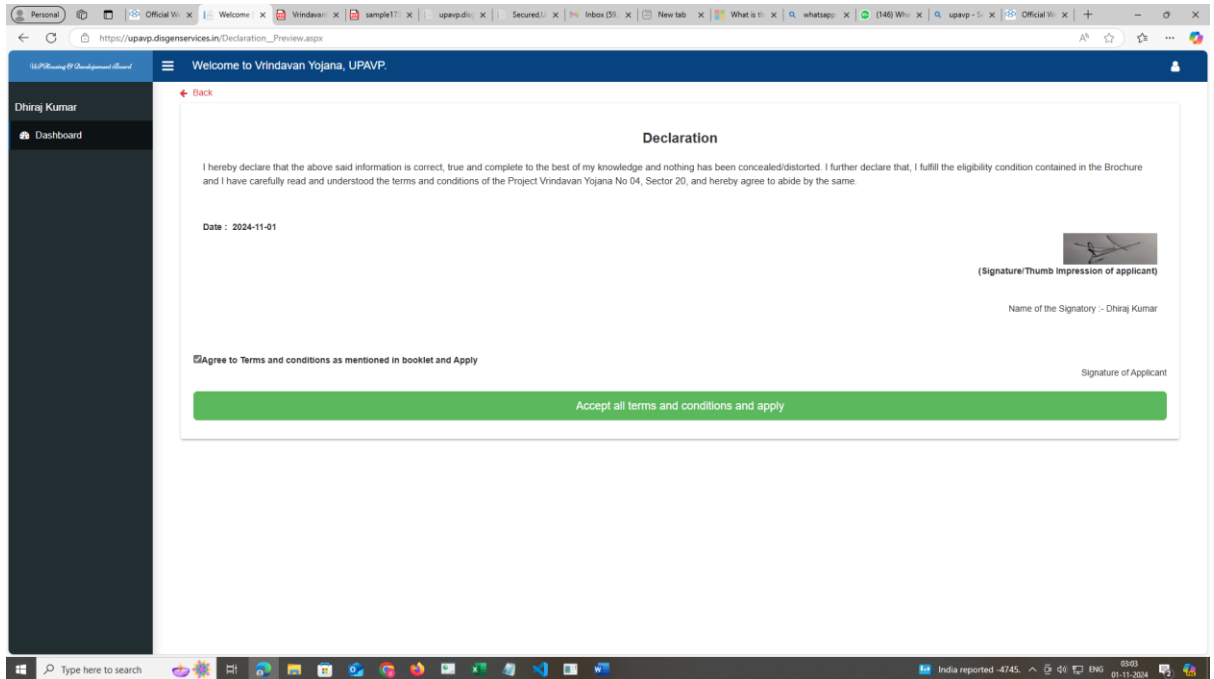
NOTE: Photo and Signature are mandatory
Photo Should be in .jpg, .png and .png Format.

SNo	CheckList Name	Action	Upload
1	Upload Photo (jpeg format, Size Allowed 20KB to 100KB 2.5cm X 3.5cm) *	View Delete	
2	Address & ID Proof (For All Applicants, Max. Size Allowed 200 KB, .pdf format) *	View Delete	
3	Caste Certificate (For SC/ST/OBC Applicants, Max. Size Allowed 200 KB, .pdf format)		Choose File No file chosen
4	Signature (.jpeg format, Size Allowed 20KB to 100KB 2.5cm X 1cm) *	View Delete	
5	PAN Card(Max.Size Allowed 200KB) *	View Delete	
6	Affidavit as per registration booklet		Choose File No file chosen
7	Refund details		Choose File No file chosen
8	Nomination certificate		Choose File No file chosen
9	Horizontal reservations certificate(Please refer to booklet for more details)		Choose File No file chosen
10	Other documents (if any)		Choose File No file chosen

Note : Please scan multiple pages in a single pdf format only.

Upload Document Continue

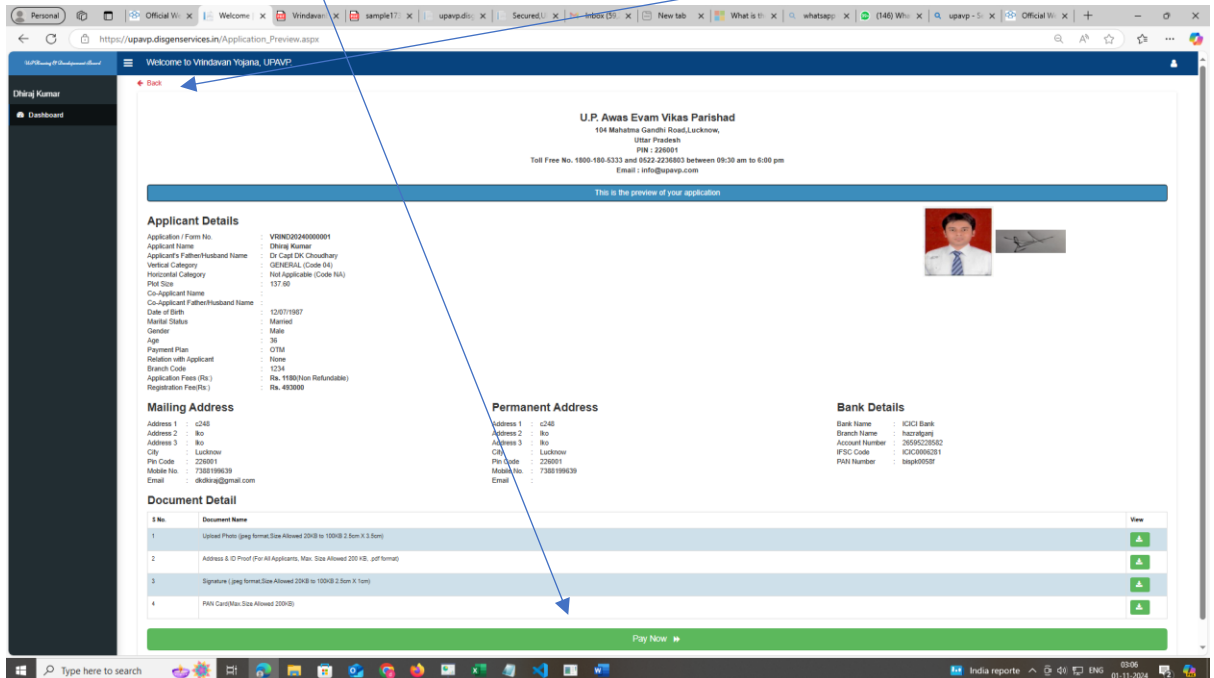
10. Submit the Declaration and continue :



The screenshot shows the 'Declaration' page of the UPVP application portal. The user, Dhiraj Kumar, is logged in. The page has a blue header with the UPVP logo and a sidebar with the user's name and a 'Dashboard' link. The main content area is titled 'Declaration' and contains a statement: 'I hereby declare that the above said information is correct, true and complete to the best of my knowledge and nothing has been concealed/distorted. I further declare that, I fulfill the eligibility condition contained in the Brochure and I have carefully read and understood the terms and conditions of the Project Vrindavan Yojana No 04, Sector 20, and hereby agree to abide by the same.' Below this, the date is '2024-11-01'. There is a signature field with a placeholder image and the text '(Signature/Thumb impression of applicant)'. The name of the signatory is 'Dhiraj Kumar'. There is a checkbox for 'Agree to Terms and conditions as mentioned in booklet and Apply'. At the bottom, there is a green button labeled 'Accept all terms and conditions and apply'.

11. Preview your application details. In case there is some correction required, click on Back.

Or else, click on Pay Now



The screenshot shows the 'Application Preview' page of the UPVP application portal. The user, Dhiraj Kumar, is logged in. The page has a blue header with the UPVP logo and a sidebar with the user's name and a 'Dashboard' link. The main content area is titled 'U.P. Awas Evam Vikas Parishad' and contains the following details:

- Applicant Details:**
 - Application / Form No: VPM20240000001
 - Applicant Name: Dhiraj Kumar
 - Applicant's Father/Husband Name: Dr. Capt. DK Choudhary
 - Vertical Category: GENRESAL (Code RA)
 - Horizontal Category: Not Applicable (Code NA)
 - Plot Size: 137.50
 - Co-Applicant Name: -
 - Date of Birth: 12/07/1987
 - Marital Status: Married
 - Gender: Male
 - Age: 35
 - Payment Plan: CTM
 - Relation with Applicant: None
 - Branch Code: 1234
 - Application Fees (Rs.): Rs. 1150 (Non Refundable)
 - Registration Fees (Rs.): Rs. 437000
- Mailing Address:**
 - Address 1: C248
 - Address 2: Ro
 - Address 3: Ro
 - City: Lucknow
 - Pin Code: 226001
 - Mobile No.: 7388199639
 - Email: dhirajk@gmail.com
- Permanent Address:**
 - Address 1: C248
 - Address 2: Ro
 - Address 3: Ro
 - City: Lucknow
 - Pin Code: 226001
 - Mobile No.: 7388199639
 - Email: -
- Bank Details:**
 - Bank Name: ICICI Bank
 - Branch Name: hazratganj
 - Account Number: 2856523552
 - IFSC Code: ICIC0006281
 - PNR Number: bap400587

Below the details, there is a 'Document Detail' table with 4 rows:

S No.	Document Name	View
1	Upload Photo (jpg format, Size Allowed 250K to 1000K 2.5cm X 3.5cm)	
2	Address & ID Proof (For All Applicants, Max. Size Allowed 250 KB, pdf format)	
3	Signature (jpg format, Size Allowed 250K to 1000K 2.5cm X 3.5cm)	
4	Pin Card (Max. Size Allowed 250K)	

At the bottom, there is a green button labeled 'Pay Now'.

12. Choose any convenient mode of payment and proceed for payment of Registration Money

Merchant : UPVP COLLECTION ACCOUNT FOR RESIDENTIAL PLOTS IN SEC 20 VRINDAVAN YOJANA 04 LKO

Payment Mode

RTGS / NEFT
Net Banking
UPI

Transaction ID : 241101201544980
Amount : Rs. 493000
Convenience Fee : Rs. 0.00
GST : Rs. 0.00
TOTAL AMOUNT : **Rs. 493000.00**

Mobile No : 7388199639 Email ID : dhikraj@gmail.com

Payer Name : Optional UPVPVA : Enter your UPI ID [Verify](#)

*Please provide the mobile number for transaction communication & viewing transaction history.

☒ VPA ☐ QR Code

[Proceed Now](#) [Cancel](#)

13. Once payment is successfully made, you may re-login to verify payment status from below link :

Welcome to Vrindavan Yojana, UPVP.

Dhiraj Kumar
Dashboard

Applicant Dashboard

Name : Dhiraj Kumar Mobile : 7388199639

[Activate Form/Download Brochure](#)
Click Me

[Apply Online](#)
Click Me

[Verify Payment](#)
Click Me

#	Application ID	Name	Plot Size	Amount	View	Pay Registration Fee
	VRIND20240000001	Dhiraj Kumar	137.50	493000	View/Print Form	Pay Fee/Generate Chalan

Thank you !